

# RO MEMBRANES VWSRO-XTLE-2521

## Extra Low Energy Element

Part Number	Nominal Area m <sup>2</sup>	Permeate Flow Rate m <sup>3</sup> /d (usgpd)	Minimum Salt Rejection (%)
MBROYL0700	1.1	1.2 (320)	98.0

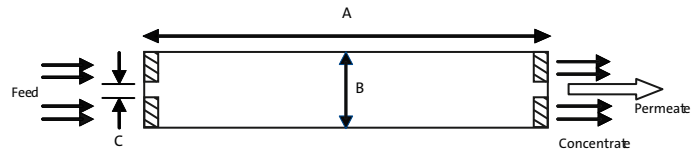
Part Number	Maximum Feed Flow m <sup>3</sup> /hr (usgpm)	Dimensions meters (m)			Weight. kg (lbs)	Permeate tube length inches (mm)
		A	B	C		
MBROYL0700	1.4 (6)	21 (533)	2.4 (61)	0.75 (19.1)	0.9 (2)	1.2 (30.5)

### Type

Configuration: Spiral Wound  
 Membrane Polymer: Composite Polyamide/Polysulphone

### Test Conditions

500 ppm NaCl solution, 7 bar (100 psi), 25°C, pH 6 – 7,  
 Permeate Recovery 10%.



### Operating Limits\*

Maximum Applied Pressure: 21 bar (300 psig)  
 Maximum Free Chlorine Concentration: < 0.1 ppm  
 Maximum Operating Temperature: 45°C  
 Feedwater pH Range: 3.0 – 10.0  
 Cleaning pH Range: 1.0 - 12.0  
 Maximum Feedwater Turbidity: 1.0 NTU  
 Maximum Feedwater Fouling Index (SDI): 5  
 Maximum Element Recovery: 20%  
 Maximum Pressure Drop Per Element: 0.7 bar (10 psi)



\*Operating limits are for information only, actual operating conditions should be optimised to ensure best performance and membrane life.

Notice: Minimum permeate flow for individual elements 15 % below listed flow. All membrane elements are supplied with a brine seal and o-rings. Elements are vacuum sealed in a polyethylene bag containing less than 1.0% sodium metabisulphite and 10% propylene glycol solution and then packaged in a cardboard box.

Veolia Water Technologies accept no responsibility for results obtained by the application of this information or the safety or suitability of our products, either alone or in combination with other products.

Visit our website: [www.veoliawatertechnologies.com/vwsro\\_membranes/en/](http://www.veoliawatertechnologies.com/vwsro_membranes/en/)

# RO MEMBRANES VWSRO-XTLE-4021

## Extra Low Energy Element

Part Number	Nominal Area m <sup>2</sup>	Permeate Flow Rate m <sup>3</sup> /d (usgpd)	Minimum Salt Rejection (%)
MBROYN0700	3	3.6 (960)	98

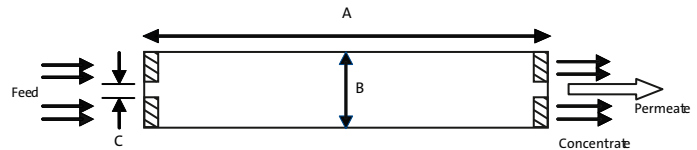
Part Number	Maximum Feed Flow m <sup>3</sup> /hr (usgpm)	Dimensions meters (m)			Weight. kg (lbs)	Permeate tube length inches (mm)
		A	B	C		
MBROYN0700	2.7 (12)	21 (533)	3.95 (100)	0.75 (19.1)	1.8 (4)	1.2 (30.5)

### Type

Configuration: Spiral Wound  
 Membrane Polymer: Composite Polyamide/Polysulphone

### Test Conditions

500 ppm NaCl solution, 7 bar (100 psi), 25°C, pH 6 – 7,  
 Permeate Recovery 10%.



### Operating Limits\*

Maximum Applied Pressure: 21 bar (300 psig)  
 Maximum Free Chlorine Concentration: < 0.1 ppm  
 Maximum Operating Temperature: 45°C  
 Feedwater pH Range: 3.0 – 10.0  
 Cleaning pH Range: 1.0 - 12.0  
 Maximum Feedwater Turbidity: 1.0 NTU  
 Maximum Feedwater Fouling Index (SDI): 5  
 Maximum Element Recovery: 20%  
 Maximum Pressure Drop Per Element: 0.7 bar (10 psi)



\*Operating limits are for information only, actual operating conditions should be optimised to ensure best performance and membrane life.

Notice: Minimum permeate flow for individual elements 15 % below listed flow. All membrane elements are supplied with a brine seal and o-rings. Elements are vacuum sealed in a polyethylene bag containing less than 1.0% sodium metabisulphite and 10% propylene glycol solution and then packaged in a cardboard box.

Veolia Water Technologies accept no responsibility for results obtained by the application of this information or the safety or suitability of our products, either alone or in combination with other products.

Visit our website: [www.veoliawatertechnologies.com/vwsro\\_membranes/en/](http://www.veoliawatertechnologies.com/vwsro_membranes/en/)

# RO MEMBRANES VWSRO-XTLE-4040

## Extra Low Energy Element

Part Number	Nominal Area m <sup>2</sup>	Permeate Flow Rate m <sup>3</sup> /d (usgpd)	Salt Rejection (%)	
			Minimum	Nominal
MBROYN0704	7.9	9.5 (2500)	99	99.2

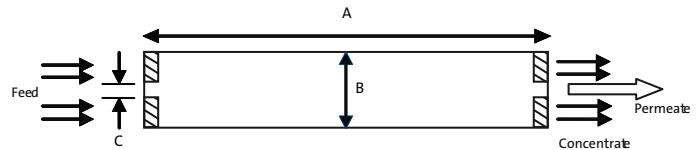
Part Number	Maximum Feed Flow m <sup>3</sup> /hr (usgpm)	Dimensions meters (m)			Weight. kg (lbs)	Permeate tube length inches (mm)
		A	B	C		
MBROYN0704	3.6(16)	40 (1016)	3.95 (100)	0.75 (19.1)	3.6 (8)	1.05 (26.7)

### Type

Configuration: Spiral Wound  
 Membrane Polymer: Composite Polyamide/Polysulphone

### Test Conditions

500 ppm NaCl solution, 7 bar (100 psi), 25°C, pH 6 – 7,  
 Permeate Recovery 15%.



### Operating Limits\*

Maximum Applied Pressure: 42 bar (600 psig)  
 Maximum Free Chlorine Concentration: < 0.1 ppm  
 Maximum Operating Temperature: 45°C  
 Feedwater pH Range: 3.0 – 10.0  
 Cleaning pH Range: 2.0 - 12.0  
 Maximum Feedwater Turbidity: 1.0 NTU  
 Maximum Feedwater Fouling Index (SDI): 5  
 Maximum Element Recovery: 20%  
 Maximum Pressure Drop Per Element: 0.7 bar (10 psi)



\*Operating limits are for information only, actual operating conditions should be optimised to ensure best performance and membrane life.

Notice: Minimum permeate flow for individual elements 15 % below listed flow. All membrane elements are supplied with a brine seal and o-rings. Elements are vacuum sealed in a polyethylene bag containing less than 1.0% sodium metabisulphite and 10% propylene glycol solution and then packaged in a cardboard box.

Veolia Water Technologies accept no responsibility for results obtained by the application of this information or the safety or suitability of our products, either alone or in combination with other products.

Visit our website: [www.veoliawatertechnologies.com/vwsro\\_membranes/en/](http://www.veoliawatertechnologies.com/vwsro_membranes/en/)

# RO MEMBRANES VWSRO-LERA-8040

## Low Energy Regular Area Element

Part Number	Nominal Area m <sup>2</sup>	Permeate Flow Rate m <sup>3</sup> /d (usgpd)	Salt Rejection (%)	
			Minimum	Nominal
MBROYR0750	37	45.4 (12000)	99.0	99.3

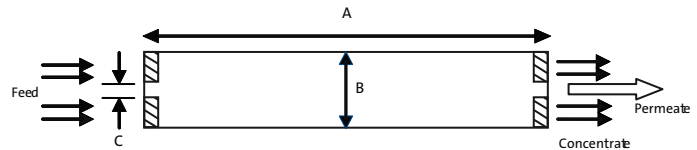
Part Number	Maximum Feed Flow m <sup>3</sup> /hr (usgpm)	Dimensions meters (m)			Weight. kg (lbs)
		A	B	C	
MBROYR0750	17 (75)	40 (1016)	7.89 (200)	1.125 (28.6)	16.4 (36)

### Type

Configuration: Spiral Wound  
 Membrane Polymer: Composite Polyamide/Polysulphone

### Test Conditions

1500 ppm NaCl solution, 10.5 bar (150 psi), 25°C, pH 6 – 7,  
 Permeate Recovery 15%.



### Operating Limits\*

Maximum Applied Pressure: 42 bar (600 psig)  
 Maximum Free Chlorine Concentration: < 0.1 ppm  
 Maximum Operating Temperature: 45°C  
 Feedwater pH Range: 3.0 – 10.0  
 Cleaning pH Range: 1.0 - 12.0  
 Maximum Feedwater Turbidity: 1.0 NTU  
 Maximum Feedwater Fouling Index (SDI): 5  
 Maximum Element Recovery: 20%  
 Maximum Pressure Drop Per Element: 0.7 bar (10 psi)



\*Operating limits are for information only, actual operating conditions should be optimised to ensure best performance and membrane life.

Notice: Minimum permeate flow for individual elements 15 % below listed flow. All membrane elements are supplied with a brine seal and o-rings. Elements are vacuum sealed in a polyethylene bag containing less than 1.0% sodium metabisulphite and 10% propylene glycol solution and then packaged in a cardboard box.

Veolia Water Technologies accept no responsibility for results obtained by the application of this information or the safety or suitability of our products, either alone or in combination with other products.

Visit our website: [www.veoliawatertechnologies.com/vwsro\\_membranes/en/](http://www.veoliawatertechnologies.com/vwsro_membranes/en/)

# RO MEMBRANES VWSRO-LEHA-4040

## Low Energy High Area Element

Part Number	Nominal Area m <sup>2</sup>	Permeate Flow Rate m <sup>3</sup> /d (usgpd)	Salt Rejection (%)	
			Minimum	Nominal
MBROYN0705	7.9	9.1 m <sup>3</sup> /d (2400)	99.0	99.3

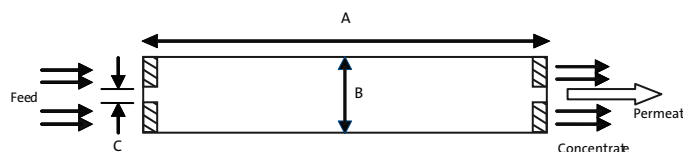
Part Number	Maximum Feed Flow m <sup>3</sup> /hr (usgpm)	Dimensions meters (m)			Weight. kg (lbs)	Permeate tube length inches (mm)
		A	B	C		
MBROYN0705	3.6(16)	40 (1016)	3.95 (100)	0.75 (19.1)	3.6 (8)	1.05 (26.7)

### Type

Configuration: Spiral Wound  
 Membrane Polymer: Composite Polyamide/Polysulphone

### Test Conditions

1500 ppm NaCl solution, 10.5 bar (150 psi), 25°C, pH 6 – 7,  
 Permeate Recovery 15%.



### Operating Limits\*

Maximum Applied Pressure: 42 bar (600 psig)  
 Maximum Free Chlorine Concentration: < 0.1 ppm  
 Maximum Operating Temperature: 45°C  
 Feedwater pH Range: 3.0 – 10.0  
 Cleaning pH Range: 1.0 - 12.0  
 Maximum Feedwater Turbidity: 1.0 NTU  
 Maximum Feedwater Fouling Index (SDI): 5  
 Maximum Element Recovery: 20%  
 Maximum Pressure Drop Per Element: 0.7 bar (10 psi)



\*Operating limits are for information only, actual operating conditions should be optimised to ensure best performance and membrane life.

Notice: Minimum permeate flow for individual elements 15 % below listed flow. All membrane elements are supplied with a brine seal and o-rings. Elements are vacuum sealed in a polyethylene bag containing less than 1.0% sodium metabisulphite and 10% propylene glycol solution and then packaged in a cardboard box.

Veolia Water Technologies accept no responsibility for results obtained by the application of this information or the safety or suitability of our products, either alone or in combination with other products.

Visit our website: [www.veoliawatertechnologies.com/vwsro\\_membranes/en/](http://www.veoliawatertechnologies.com/vwsro_membranes/en/)

# RO MEMBRANES VWSRO-SRHA-8040

## Standard Rejection High Area Element

Part Number	Nominal Area m <sup>2</sup>	Permeate Flow Rate m <sup>3</sup> /d (usgpd)	Salt Rejection (%)	
			Minimum	Nominal
MBROYR0754	41	45.4 (12000)	99.6	99.5

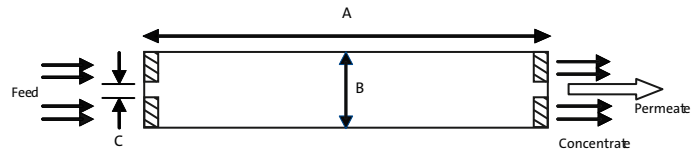
Part Number	Maximum Feed Flow m <sup>3</sup> /hr (usgpm)	Dimensions meters (m)			Weight. kg (lbs)
		A	B	C	
MBROYR0754	17 (75)	40 (1016)	7.89 (200)	1.125 (28.6)	16.4 (36)

### Type

Configuration: Spiral Wound  
 Membrane Polymer: Composite Polyamide/Polysulphone

### Test Conditions

1500 ppm NaCl solution, 10.5 bar (150 psi), 25°C, pH 6 – 7,  
 Permeate Recovery 15%.



### Operating Limits\*

Maximum Applied Pressure: 42 bar (600 psig)  
 Maximum Free Chlorine Concentration: < 0.1 ppm  
 Maximum Operating Temperature: 45°C  
 Feedwater pH Range: 3.0 – 10.0  
 Cleaning pH Range: 1.0 - 12.0  
 Maximum Feedwater Turbidity: 1.0 NTU  
 Maximum Feedwater Fouling Index (SDI): 5  
 Maximum Element Recovery: 20%  
 Maximum Pressure Drop Per Element: 0.7 bar (10 psi)



\*Operating limits are for information only, actual operating conditions should be optimised to ensure best performance and membrane life.

Notice: Minimum permeate flow for individual elements 15 % below listed flow. All membrane elements are supplied with a brine seal and o-rings. Elements are vacuum sealed in a polyethylene bag containing less than 1.0% sodium metabisulphite and 10% propylene glycol solution and then packaged in a cardboard box.

Veolia Water Technologies accept no responsibility for results obtained by the application of this information or the safety or suitability of our products, either alone or in combination with other products.

Visit our website: [www.veoliawatertechnologies.com/vwsro\\_membranes/en/](http://www.veoliawatertechnologies.com/vwsro_membranes/en/)

# RO MEMBRANES VWSRO-HRRA-4040

## High Rejection Regular Area Element

Part Number	Nominal Area m <sup>2</sup>	Permeate Flow Rate m <sup>3</sup> /d (usgpd)	Salt Rejection (%)	
			Minimum	Nominal
MBROYN0701	7.9	8.5 (2250)	99.6	99.7

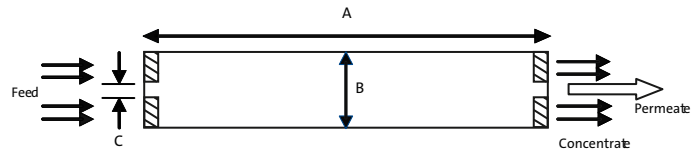
Part Number	Maximum Feed Flow m <sup>3</sup> /hr (usgpm)	Dimensions inches (mm)			Weight. kg (lbs)	Permeate tube length inches (mm)
		A	B	C		
MBROYN0701	3.6(16)	40 (1016)	3.95 (100)	0.75 (19.1)	3.6 (8)	1.05 (26.7)

### Type

Configuration: Spiral Wound  
 Membrane Polymer: Composite Polyamide/Polysulphone

### Test Conditions

1500 ppm NaCl solution, 15.5 bar, 25°C, pH 6 – 7,  
 Permeate Recovery 15%.



### Operating Limits\*

Maximum Applied Pressure: 42 bar (600 psig)  
 Maximum Free Chlorine Concentration: < 0.1 ppm  
 Maximum Operating Temperature: 45°C  
 Feedwater pH Range: 3.0 – 10.0  
 Cleaning pH Range: 1.0 - 12.0  
 Maximum Feedwater Turbidity: 1.0 NTU  
 Maximum Feedwater Fouling Index (SDI): 5  
 Maximum Element Recovery: 20%  
 Maximum Pressure Drop Per Element: 0.7 bar (10 psi)



\*Operating limits are for information only, actual operating conditions should be optimised to ensure best performance and membrane life.

Notice: Minimum permeate flow for individual elements 15 % below listed flow. All membrane elements are supplied with a brine seal and o-rings. Elements are vacuum sealed in a polyethylene bag containing less than 1.0% sodium metabisulphite and 10% propylene glycol solution and then packaged in a cardboard box.

Veolia Water Technologies accept no responsibility for results obtained by the application of this information or the safety or suitability of our products, either alone or in combination with other products.

Visit our website: [www.veoliawatertechnologies.com/vwsro\\_membranes/en/](http://www.veoliawatertechnologies.com/vwsro_membranes/en/)



# RO MEMBRANES VWSRO-HRRA-8040

## High Rejection Regular Area Element

Part Number	Nominal Area m <sup>2</sup>	Permeate Flow Rate m <sup>3</sup> /d (usgpd)	Salt Rejection (%)	
			Minimum	Nominal
MBROYR0752	37.1	41.6 (11000)	99.6	99.7

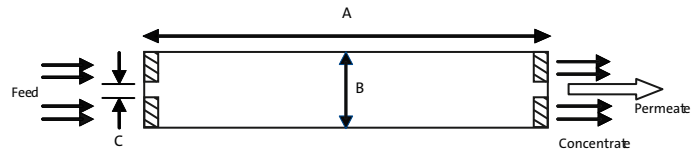
Part Number	Maximum Feed Flow m <sup>3</sup> /hr (usgpm)	Dimensions meters (m)			Weight. kg (lbs)
		A	B	C	
MBROYR0752	17(75)	40 (1016)	7.89 (200)	1.125 (28.6)	16.4 (36)

### Type

Configuration: Spiral Wound  
 Membrane Polymer: Composite Polyamide/Polysulphone

### Test Conditions

1500 ppm NaCl solution, 15.5 bar (225 psi), 25°C, pH 6 – 7,  
 Permeate Recovery 15%.



### Operating Limits\*

Maximum Applied Pressure: 42 bar (600 psig)  
 Maximum Free Chlorine Concentration: < 0.1 ppm  
 Maximum Operating Temperature: 45°C  
 Feedwater pH Range: 3.0 – 10.0  
 Cleaning pH Range: 1.0 - 12.5  
 Maximum Feedwater Turbidity: 1.0 NTU  
 Maximum Feedwater Fouling Index (SDI): 5  
 Maximum Element Recovery: 20%  
 Maximum Pressure Drop Per Element: 0.7 bar (10 psi)



\*Operating limits are for information only, actual operating conditions should be optimised to ensure best performance and membrane life.

Notice: Minimum permeate flow for individual elements 15 % below listed flow. All membrane elements are supplied with a brine seal and o-rings. Elements are vacuum sealed in a polyethylene bag containing less than 1.0% sodium metabisulphite and 10% propylene glycol solution and then packaged in a cardboard box.

Veolia Water Technologies accept no responsibility for results obtained by the application of this information or the safety or suitability of our products, either alone or in combination with other products.

Visit our website: [www.veoliawatertechnologies.com/vwsro\\_membranes/en/](http://www.veoliawatertechnologies.com/vwsro_membranes/en/)